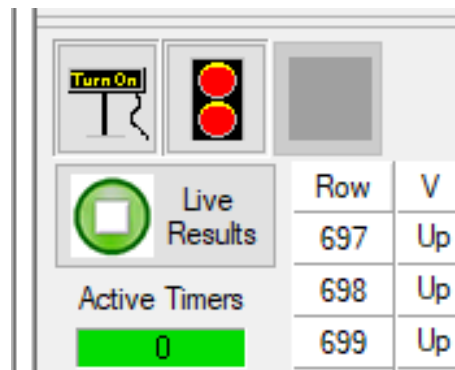


Basic Topics

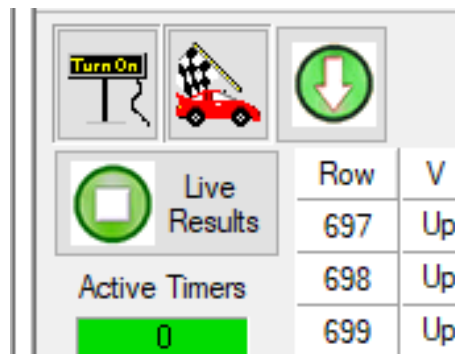
Timing Input On/Off

During worker changeover, the timing input to the computer should be turned off to prevent false times being input.

When this icon shows a stoplight, timing input is off



Click it once to allow times to be input from the timing box



If there are issues with the timing lights, the timing and scoring chief will ask you to toggle this off while fixing the lights. It's critical to toggle it back on before runs start.

Entering cars into the computer

As cars stage to start their runs, enter their number and press tab. If there is only one of that number at the event, Axware will automatically fill in the class. Press tab again and that row will be complete.

If the number is being used by more than one participant (ie, more than one class) when you press tab you will need to enter the class. If you click the class box after the number, a box will appear with the available classes registered to that number. You can click the class and press tab to complete the row. Or you can just type the class in and hit tab

669	Up	Down	6	/1	libs	4 / 046	+	-	dnf	Ihenmozhi Elayap
670	Up	Down	6	4	nbs		+	-	dnf	Christian Romans
671	Up	Down		8	sst		+	-	dnf	
672	Un	Down			ds		+	-	dnf	
					fsp		+	-	dnf	

Entering Penalties

Cones

When you hear penalties called into control, try to add them into the computer. If you don't catch them all, no worries. To add a cone click the plus button until the number in the box represents the number of cones for the run.

n	5	2	cams	47.268	4	+	-	dnf	Alexand
n	6	71	libs	47.046		+	-	dnf	Thenmc

If you accidentally entered a cone when none should be entered, hit the minus button.

DNFs

If the driver DNFs the run, select the DNF button.

5	2	cams	47.268	dnf	+	-	dnf	Alexander De
---	---	------	--------	-----	---	---	-----	--------------

Reruns

If a re run is called for the run, click on the box and select run,

in	5	91	sst	46.420	dnf			dn
in	5	55	bs	44.590	im			dn
in	5	94	procsx	45.392	off			dn
in	5	756	csp	46.921	dsq			dn
in	5	2	cams	47.268	out			dn
in	6	71	libs	47.046	1			dn
in					2			dn
					3			dn
					4			dn
					5			dn

The run number will be grayed out which will help with sorting how many runs that driver has done

5	/56	csp	46.921		+	-	dnf	Jame
	2	cams	47.268	mm	+	-	dnf	Alex
6	71	libs	47.046		+	-	dnf	Ther

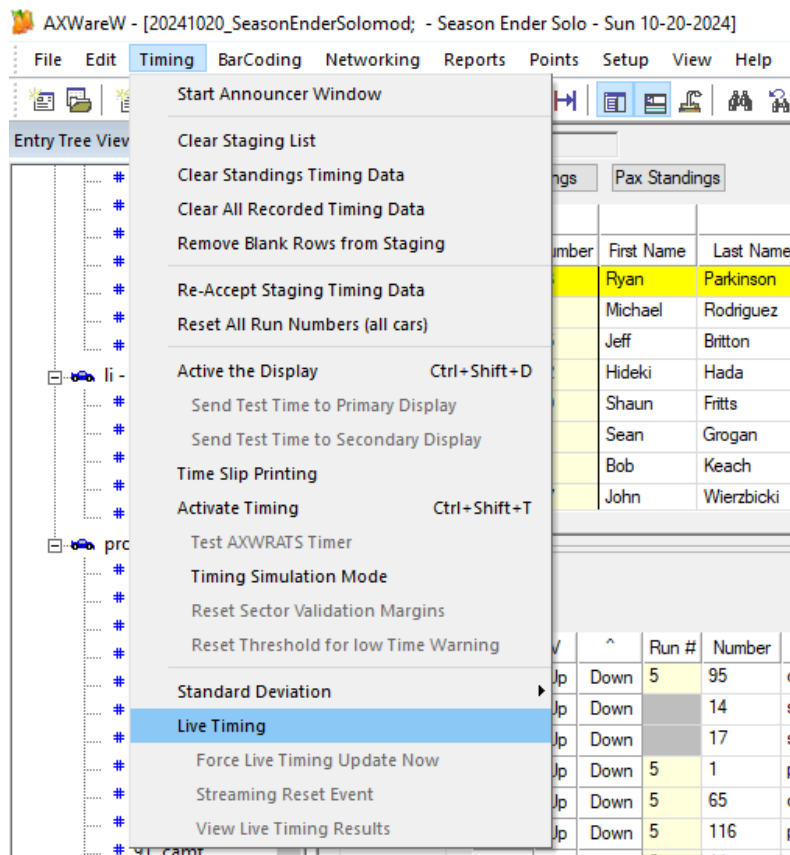
Remember to save

Remember to save the event at least once per run, in case Axware craps out or errors start showing up. Cntrl S or file -> save.

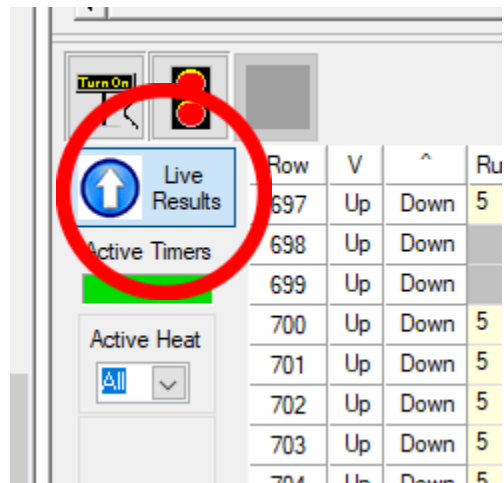
Advanced Topics

Live Timing

Make sure it's running. If Axware needs to be restarted for some reason, make sure to restart live timing.



Live timing running



Network Clients

If Axware needs to be restarted for some reason, make sure the networking client is restarted.

To enable the timing server network, on the timing server computer go to the Timing tab and click Timing Server. You'll see the following icons popup when the timing server is turned on.

